

# Key Instant Recall Facts

Year 1 – Autumn 2

## I know number bonds for each number to 6.

By the end of this half term, children should know the following facts. The aim is for them to recall these facts **instantly**.

$0 + 1 = 1$	$0 + 4 = 4$	$0 + 6 = 6$
$1 + 0 = 1$	$1 + 3 = 4$	$1 + 5 = 6$
	$2 + 2 = 4$	$2 + 4 = 6$
$0 + 2 = 2$	$3 + 1 = 4$	$3 + 3 = 6$
$1 + 1 = 2$	$4 + 0 = 4$	$4 + 2 = 6$
$2 + 0 = 2$		$5 + 1 = 6$
	$0 + 5 = 5$	$6 + 0 = 6$
$0 + 3 = 3$	$1 + 4 = 5$	
$1 + 2 = 3$	$2 + 3 = 5$	
$2 + 1 = 3$	$3 + 2 = 5$	
$3 + 0 = 3$	$4 + 1 = 5$	
	$5 + 0 = 5$	

### Key Vocabulary

What is 3 **add** 2?

What is 2 **plus** 2?

What is 5 **take away** 2?

What is 1 **less than** 4?

They should be able to answer these questions in any order, including missing number questions e.g.  $3 + \bigcirc = 5$  or  $4 - \bigcirc = 2$ .


### Top Tips

The secret to success is practising **little** and **often**. Use time wisely. Can you practise these KIRFs while walking to school or during a car journey? You don't need to practise them all at once: perhaps you could have a fact of the day. If you would like more ideas, please speak to your child's teacher.

Use practical resources – Your child has one potato on their plate and you give them three more. Can they predict how many they will have now?

Make a poster – We use Numicon at school. You can find pictures of the Numicon shapes here: [bit.ly/NumiconPictures](http://bit.ly/NumiconPictures) – your child could make a poster showing the different ways of making 5.

Play games – You can play number bond pairs online at [www.conkermaths.com](http://www.conkermaths.com) and then see how many questions you can answer in just one minute.



# Key Instant Recall Facts

Year 1 – Spring 1

## I know doubles and halves of numbers to 10.

By the end of this half term, children should know the following facts. The aim is for them to recall these facts **instantly**.

$0 + 0 = 0$

$1 + 1 = 1$

$2 + 2 = 4$

$3 + 3 = 6$

$4 + 4 = 8$

$5 + 5 = 10$

$6 + 6 = 12$

$7 + 7 = 14$

$8 + 8 = 16$

$9 + 9 = 18$

$10 + 10 = 20$

$\frac{1}{2} \text{ of } 0 = 0$

$\frac{1}{2} \text{ of } 2 = 1$

$\frac{1}{2} \text{ of } 4 = 2$

$\frac{1}{2} \text{ of } 6 = 3$

$\frac{1}{2} \text{ of } 8 = 4$

$\frac{1}{2} \text{ of } 10 = 5$

### Key Vocabulary

What is **double** 9?


What is **half** of 6?

### Top Tips

The secret to success is practising **little** and **often**. Use time wisely. Can you practise these KIRFs while walking to school or during a car journey? You don't need to practise them all at once: perhaps you could have a fact of the day. If you would like more ideas, please speak to your child's teacher.

Ping Pong – In this game, the parent says, "Ping," and the child replies, "Pong." Then the parent says a number and the child doubles it. For a harder version, the adult can say, "Pong." The child replies, "Ping," and then halves the next number given.

Practise online – Go to [www.conkermaths.com](http://www.conkermaths.com) and see how many questions you can answer in just 90 seconds.



# Key Instant Recall Facts

Year 1 – Spring 2

## I know number bonds to 10.

By the end of this half term, children should know the following facts. The aim is for them to recall these facts **instantly**.

$0 + 10 = 10$	$2 + 8 = 10$	$4 + 6 = 10$
$10 + 0 = 10$	$8 + 2 = 10$	$6 + 4 = 10$
$10 - 10 = 0$	$10 - 8 = 2$	$10 - 6 = 4$
$10 - 0 = 10$	$10 - 2 = 8$	$10 - 4 = 6$
$1 + 9 = 10$	$3 + 7 = 10$	$5 + 5 = 10$
$9 + 1 = 10$	$7 + 3 = 10$	$10 - 5 = 5$
$10 - 9 = 1$	$10 - 7 = 3$	
$10 - 1 = 9$	$10 - 3 = 7$	

### Key Vocabulary

What is 3 **add** 2?

What is 2 **plus** 2?

What is 5 **take away** 2?

What is 1 **less than** 4?

They should be able to answer these questions in any order, including missing number questions e.g.  $6 + \bigcirc = 10$  or  $10 - \bigcirc = 3$ .


### Top Tips

The secret to success is practising **little** and **often**. Use time wisely. Can you practise these KIRFs while walking to school or during a car journey? You don't need to practise them all at once: perhaps you could have a fact of the day. If you would like more ideas, please speak to your child's teacher.

Use practical resources – Your child has one potato on their plate and you give them two more. Can they predict how many they will have now?

Make a poster – We use Numicon at school. You can find pictures of the Numicon shapes here: [bit.ly/NumiconPictures](http://bit.ly/NumiconPictures) – your child could make a poster showing the different ways of making 5.

Play games – You can play number bond pairs online at [www.conkermaths.com](http://www.conkermaths.com) and then see how many questions you can answer in just one minute.



# Key Instant Recall Facts

Year 1 – Summer 1

## I can tell the time.

By the end of this half term, children should know the following facts. The aim is for them to recall these facts **instantly**.

Children need to be able to tell the time using a clock with hands. This target can be broken down into several steps.

- I can tell the time to the nearest hour.
- I can tell the time to the nearest half hour.

### Key Vocabulary

Twelve **o'clock**

**Half past** two


### Top Tips

The secret to success is practising **little** and **often**. If you would like more ideas, please speak to your child's teacher.

Talk about time - Discuss what time things happen. When does your child wake up? What time do they eat breakfast? Make sure that you have an analogue clock visible in your house or that your child wears a watch with hands.

Play "What's the time Mr Wolf?" – You could also give your child some responsibility for watching the clock :

Read books about time



# Key Instant Recall Facts

Year 1 – Summer 2

## I know number bonds for each number to 10.

By the end of this half term, children should know the following facts. The aim is for them to recall these facts **instantly**.

$0 + 7 = 7$	$0 + 8 = 8$	$0 + 9 = 9$	$0 + 10 = 10$
$1 + 6 = 7$	$1 + 7 = 8$	$1 + 8 = 9$	$1 + 9 = 10$
$2 + 5 = 7$	$2 + 6 = 8$	$2 + 7 = 9$	$2 + 8 = 10$
$3 + 4 = 7$	$3 + 5 = 8$	$3 + 6 = 9$	$3 + 7 = 10$
$4 + 3 = 7$	$4 + 4 = 8$	$4 + 5 = 9$	$4 + 6 = 10$
$5 + 2 = 7$	$5 + 3 = 8$	$5 + 4 = 9$	$5 + 5 = 10$
$6 + 2 = 8$	$6 + 2 = 8$	$6 + 3 = 9$	$6 + 4 = 10$
$7 + 1 = 8$	$7 + 1 = 8$	$7 + 2 = 9$	$7 + 3 = 10$
$8 + 0 = 8$	$8 + 0 = 8$	$8 + 1 = 9$	$8 + 2 = 10$
		$9 + 0 = 9$	$9 + 1 = 10$
			$10 + 0 = 10$

### Key Vocabulary

What do I **add** to 5 to make 10?

What is 10 **take away** 6?

What is 3 **less than** 10?

**How many more** than 2 is 10?

They should be able to answer these questions in any order, including missing number questions e.g.  $1 + \bigcirc = 10$  or  $9 - \bigcirc = 8$ .

### Top Tips

The secret to success is practising **little** and **often**. Use time wisely. Can you practise these KIRFs while walking to school or during a car journey? You don't need to practise them all at once: perhaps you could have a fact of the day. If you would like more ideas, please speak to your child's teacher.