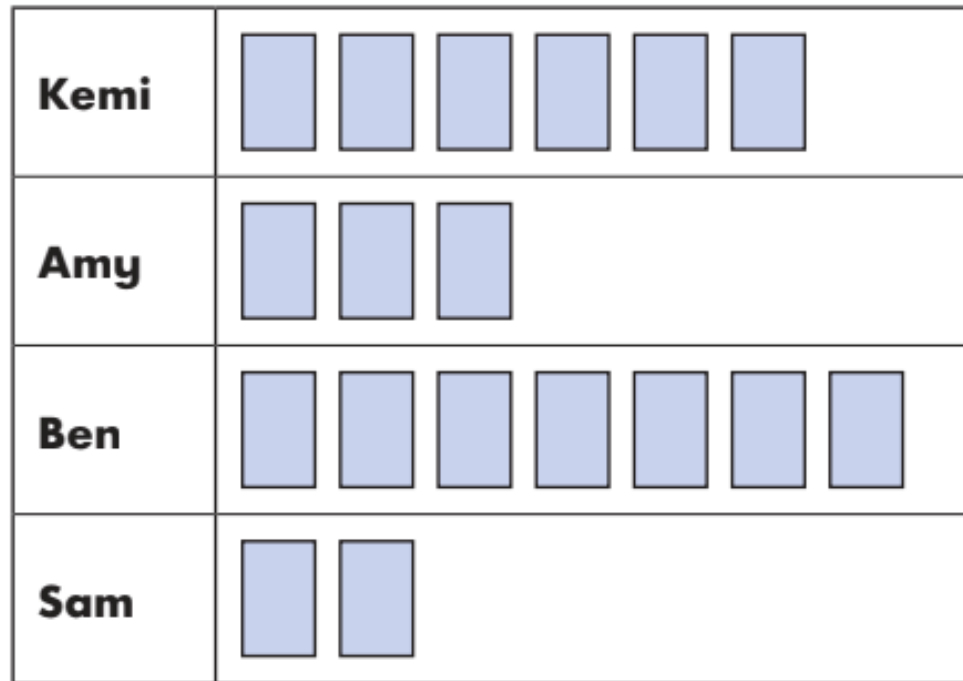


Data Handling SATS style questions

14





The chart shows the number of stickers four children have.







Kemi has more stickers than Sam.

How many **more**?

Ben makes a tally chart of his toys.

Toys in my box	Tally
	
	
	
	

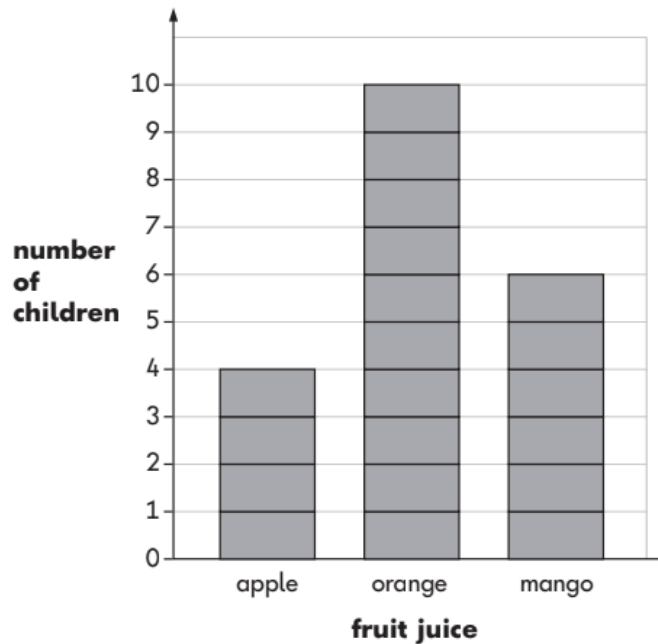
Tick **one** box below that shows all of Ben's toys.

			
---	--	--	--

10

20 children choose their favourite fruit juice.

The chart shows the results.



(a) How many **more** children choose orange than apple?

children

(b) Another boy joins the group.

He chooses **mango** juice.

Add this information to the chart.

Some children make a chart of how many books they read in a week.

Key:



stands for **1** book

Ben	
Kemi	
Ajay	
Sita	

Which children read **fewer than 5** books?

Circle them.

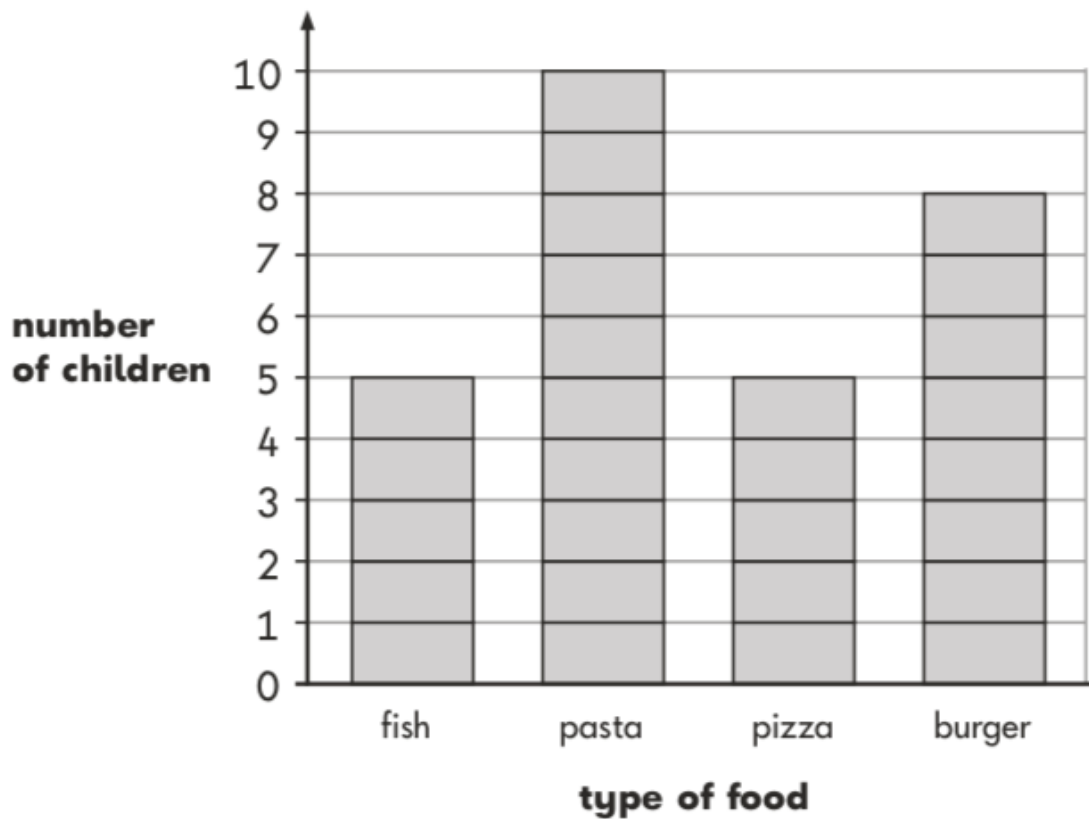
Ben

Kemi

Ajay

Sita

This chart shows what class 2 ate for lunch today.



Fewer children ate pizza than burger.

How many fewer?

children